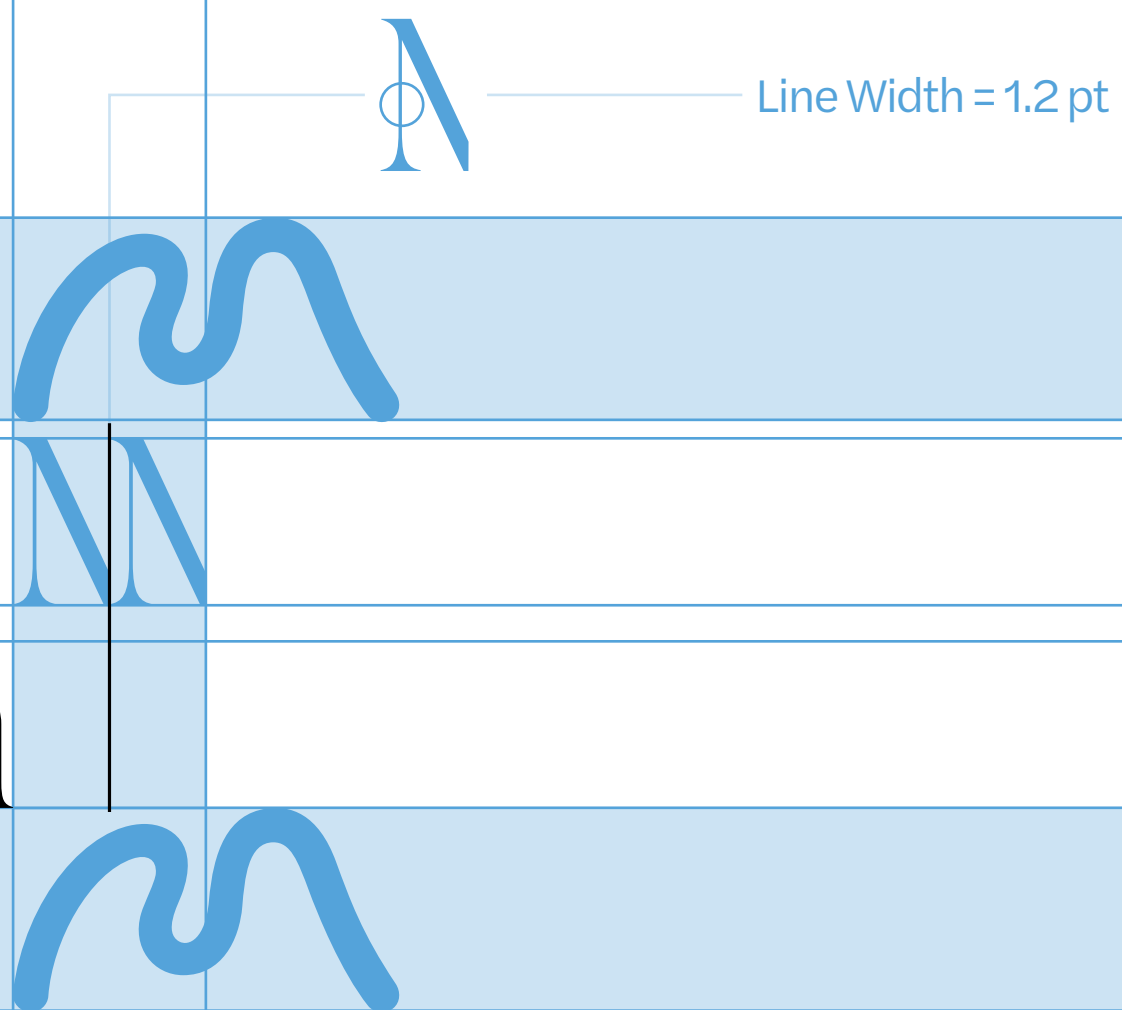



Partnership Lockup Structure

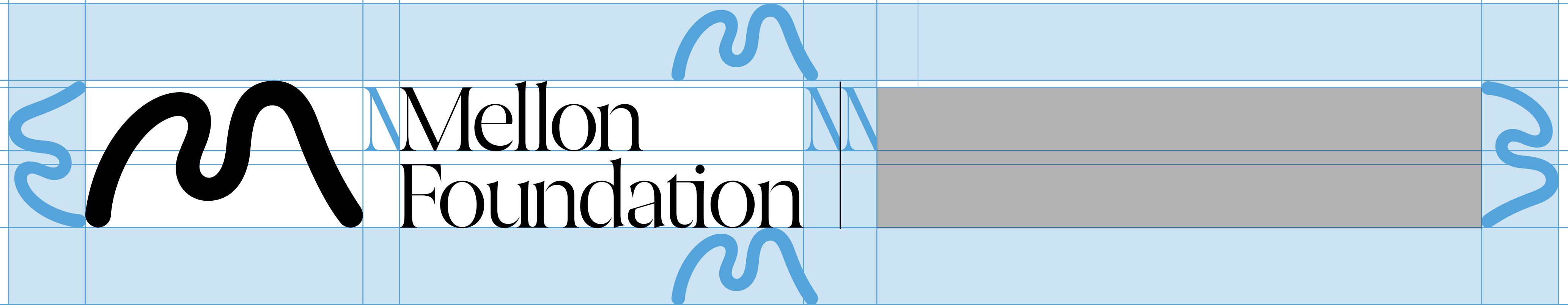


Partnership Lockup Structure

Direction 1


Place the partner logo in this space and adjust the clearspace guides. Use a transparent background PNG or Vector of the partners logo.

Direction 1 uses the height of the M and F in Mellon Foundation wordmark combined.




Partnership Lockup Structure
Direction 1

If the image of the partnership logo has extra space around, ensure the logo is cropped to the edges without cropping into the logo.




Direction 1–Example 1
Mellon Foundation &
National Endowment for the Humanities




Mellon
Foundation



NATIONAL ENDOWMENT FOR THE
Humanities




Mellon
Foundation



WAKE FOREST
UNIVERSITY






Mellon
Foundation



WAKE FOREST
UNIVERSITY







Partnership Lockup Structure

Direction 2


Place the partner logo in this space and adjust the clearspace guides. Use a transparent background PNG or Vector of the partners logo.

Direction 2 uses only the height of the M in the Mellon Foundation wordmark. This is to be used for logos with large text that can be read at smaller sizes or logos that are too wide for the direction 1 partnership lockup structure.







Direction 2–Example 1
Mellon Foundation &
Library of Congress



Mellon
Foundation

LIBRARY LIBRARY
OF CONGRESS





Mellon
Foundation

